



KYOCERA Brio

Technical Specifications

Talk Time

Up to 4.71 hours

Times will vary based on user settings, feature use and network configuration

Display Specifications

2.2", QVGA TFT (320 x 240 pixels) LCD display, 65K-color

Chipset

QSC6055

Memory

microSD: Up to 32GB (optional)

Radios

CDMA 1xRTT, dual-band digital (800/1900 MHz)

Size

4.47 x 2.37 x 0.57 in (113.5 x 60.0 x 14.5 mm)

Weight

3.7 ounces (105 grams)

Battery Type

870 mAh Lithium ion (Lilon)

Bluetooth® (version 2.0 + EDR)

Profiles:

- HFP 1.5 (Hands-Free 1.5 Profile)
- HSP (Headset Profile)
- BPP (Basic Printing Profile)
- DUN (Dial-Up Networking)
- OBEX (Object Exchange)
- PBAP (Phone Book Access Profile)
- FTP (File Transfer Profile)
- GOEP (General Object Exchange Profile)
- OPP (Object Push Profile)
- SPP (Serial Port Profile)

Product Training <http://iteachu.kyocera-wireless.com/sprint>

Product Information www.kyocera-wireless.com

Consumer Support

1-800-349-4478

phone-help@kyocera-wireless.com

Kyocera Communications, Inc.

9520 Towne Centre Drive, San Diego, CA 92121

USA 1-800-349-4188, Outside USA +1-858-882-1400

 Follow us on Facebook

www.facebook.com/kyoceramobilephones

THE NEW VALUE FRONTIER



©2011 Kyocera Communications, Inc. (KCI), San Diego, CA, USA. All rights reserved. KYOCERA is a registered trademark of Kyocera Corporation. Sprint and other trademarks are the trademarks of Sprint. The Bluetooth word mark and logos are owned by the Bluetooth SIG, Inc. and any use of such marks is under license. Other trademarks and trade names are those of their respective owners. Because its products are subject to continuous improvements, KCI reserves the right to modify design, features and specifications without notice. Certain features may require optional services and may involve additional charges. Screen images are simulated. Not all products may be available in your area.

Printed in USA 9/11



<http://iteachu.kyocera-wireless.com/sprint>

TMM002234-1

Expression. Connection.

With its polished appearance and effortless messaging, Brio offers sophistication without complication.

Highlights

Ergonomically designed QWERTY keyboard for quick, easy typing

Access to personal and work Email

1.3 MP camera with digital zoom

microSD memory card slot for storing and transferring photos

Messaging

Sprint Mobile Email capable, IMAP/POP3 access, Sprint Mobile Email Work (SMEW) capable

Text Messaging Service (SMS) and Multimedia Messaging Service (MMS)

Dedicated emoticon and shortcut keys for quicker typing

Threaded text messaging

Large font text messaging option

Camera

1.3 MP camera with digital zoom

PictBridge capable

Web & Tools

Mobile web (WAP 2.0) — download ringtones, games and screen savers

Bluetooth (2.0 + EDR) wireless technology

Parental Controls — great for parents and business managers

Sprint Family Locator capable — monitor your child's location on an interactive map from your PC or mobile phone

Voice memo recorder

Alarm Clock, Calculator, Calendar, To-Do List, World Clock, Stopwatch, Countdown Timer

Additional Features

Speakerphone with dedicated access key

Speaker-independent voice-activated dialing

Stores up to 600 contact entries

Caller ID capable (Number/Picture/Ringer)

Key guard for locking side buttons and keys to avoid accidental presses

Bilingual user interface, English and Spanish

Hearing aid capability (HAC): Rating M4/T4. TTY capable

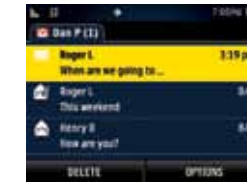
Highlights



Sprint Mobile Email

Access and manage multiple email accounts such as Windows Live Hotmail, Yahoo!, Gmail, or AOL Mail as well as other IMAP/POP3 accounts simultaneously in one convenient location. Also stay up to speed with work email:

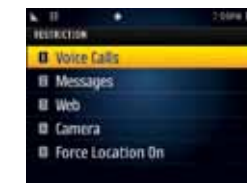
1. Press > Messaging > Email. (The Email setup wizard will start.)
2. Select Windows Live Hotmail, Yahoo!, Gmail, or AOL Mail. Follow the setup wizard instructions to enter the required sign-up information.



Parental Controls

With easy access under the settings menu, parents and business managers can:

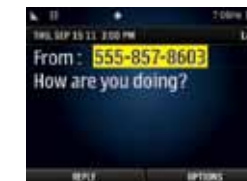
- > Restrict voice calls and text messages
- > Lock or unlock web or camera usage
- > Force GPS to be visible



Large Font Option for Texting

Large Font option for text messages and dial digits. Adjust the display font size for text in messages from smallest font for viewing more of a message without scrolling to large font.

1. Press > Settings > Others > Accessibility > Font Size > Messages or Dial Digits
2. Highlight a font size and see the highlighted font size in the New Size window



microSD™ Memory Storage

Use a microSD memory card to expand the phone's available memory space. It allows you to store pictures, contacts, calendar files and voice data in your phone. With File Manager you can view, copy, move, and perform other housekeeping operations on files such as pictures and applications stored on the microSD card or in your phone.

Brio does not support playback of music files.

Printing Pictures From Your Phone

Your phone is PictBridge compatible, allowing you to print directly from your phone without connecting to a computer. You can also print your pictures using Bluetooth connectivity.

To print pictures directly from your phone:

1. Press > Photos > My Photos > In Phone or On Memory Card.
2. Highlight pictures to print and press OPTIONS (right softkey) > Print > PictBridge.
Press OPTIONS (right softkey) > Select Multiple to select multiple pictures.
3. Connect your phone to a PictBridge-enabled printer using a compatible USB cable. When the printer has connected, press CONTINUE (left softkey) in the picture thumbnail screen.
4. Set the print settings using your navigation key.
5. Press PRINT (left softkey).

